

How to Dispose of Household Garbage

(April 2008-March 2009)

Please set out garbage by **8:30am on the collection day and place fixed.**

Kaita Environment Center 823-4061

PLACE	TIPE	DAY	ITEM	EXAMPLE	HOW TO DISPOSE
COMBUSTIBLE GARBAGE STATION	COMBUSTIBLE GARBAGE	Every Monday & Thursday or Tuesday & Friday	Kitchen garbage Non-recyclable paper Wood Plastics Others	<p>●生ごみ ●紙くず ●木くず・草 ●毛糸・セーター・綿入れ ●クスリ ●プラスチック容器 ●紙おむつ ※中の汚物を取り除く ●ペットの砂 ●スポンジ ●ぬいぐるみ ※金属のないもの ●くつ・かばん ●綿のから・貝がら ●ポリバケツプラスチック</p>	<ul style="list-style-type: none"> ○ Black bags and paper bags will not be accepted. ○ Place in transparent or semi-transparent plastic bags in which the content is clearly visible. Seal the bags tightly. ○ Kitchen garbage should be drained well. ○ Tree branches should be cut to approximately 50cm, tie in bundles, and put out little by little (2 to 3 bags). (Large amount of branches should be transported directly to Aki Clean Center.) ○ Cooking oil should be soaked up with cloth or newspaper or be solidified with a coagulant. We also ask you to cooperate in collections in your neighborhood community.
	LANDFILL GARBAGE	1st· 3rd· 5th Wednesday No collection on holidays	Ceramics Glass Ash Others	<p>●せともの ●板ガラス ●灰 ※水を十分しみこませて ●土鍋 ●白熱電球 ●化粧びん ●コップ ●耐熱ガラス ●鉢土</p>	<ul style="list-style-type: none"> ○ Wet ashes with water and put them in a bag to prevent them from flying. ○ Remove caps from containers for medicine and cosmetics. ○ Ask your remodeler to dispose of trash on renovation of your house or on similar occasions.
	RECYCLABLE GARBAGE	2nd· 4th Wednesday No collection on holidays	White trays only	<p>●白色トレイ ●着色トレイ</p>	<ul style="list-style-type: none"> ○ Black bags and paper bags will not be accepted. ○ Place in transparent or semi-transparent plastic bags in which the content is clearly visible. Seal the bags tightly. ○ Wash food trays thoroughly before throwing them out. (Please do not place them in recyclable garbage station.) ○ Please return colored trays to the collection boxes at the entrances to supermarkets.

RECYCLABLE GARBAGE STATION

RECYCLABLE GARBAGE

12 times a year once a month

Please fill the table seeing the table below.

4	5	6
7	8	9
10	11	12
1	2	3

Cans, Metals
Glass bottles
Newspapers, books, magazines, cardboard
Cloth
PET bottles
Videotapes
Cassette tapes
Others



- Be sure to use all of the contents of spray cans and puncture them in an open, well-ventilated area.
- Remove caps and aluminum labels from bottles and sort them into 3 groups: transparent, brown and others. Be sure not to mix ceramics in.
- Tie crosswise with string into separate bundles of newspapers, books, magazines and cardboard.
- Remove caps from PET bottles and rinse them with water. No need to crush.
- Cartons should be cut, opened, rinsed and dried.
- Cloth should be placed in transparent or semi-transparent plastic bags. Padded cloth, wool and curtains should be grouped with combustible garbage.
- Please take returnable bottles such as beer bottles to the store where they were purchased.

TOXIC GARBAGE

12 times a year

4	5	6
16	21	18
7	8	9
16	20	17
10	11	12
15	19	17
1	2	3
21	18	18

Batteries
Fluorescent lamps
Thermometers



- Fluorescent lamps should be wrapped with paper.
- Batteries should be returned to the store when possible. Or place in transparent plastic bags. Rechargeable batteries should be returned to the store.

LARGE GARBAGE

6 times a year

Please fill the table seeing the table below.

Furniture
Home appliances
Bedding
Others



- Items greater than 50cm in length.
- Curtains should be tied crosswise. Small amount of curtains should be grouped with combustible garbage.
- Long items should be cut to pieces of around 1m.
- Drain all of the kerosene from heaters.
- Be sure to make them within a size and weight liftable by two persons.
- Items that include metal and within a size of 50 square cm should be grouped with recyclable garbage (Metal).

Combustible garbage collection day (Combustible garbage is collected on holidays as well. Other garbage is not collected on holidays.)

Day	AREA
Every Monday/Thursday	Minami-shouwa-machi, Shouwanaka-machi, Higasi-shouwa-machi, Akebono-machi, Hinode-machi, Tsukimi-machi (Excluding Tsukimikenei), Minami-hon-machi, saiwai-machi, Minami-saiwai-machi, Kanihara 1 choume, Kanihara 2 choume, Kamiichi, Narimoto, Ishihara, Une 1 choume, Une 2 choume, Sunabashiri, Hamakado, Terasako 1 choume, Misako 1 choume, Misako 2 choume, Misako 3 choume
Every Tuesday/Friday	Taishou-machi, Minami-taishou-machi, Horikawa-machi, Minami-horikawa-machi, Tsukumo-machi, Minami-tsukumo-machi, Myoujin-machi, Minami-myoujin-machi, Sakae-machi, Tsukimikenei, Shin-machi, Inari-machi, Nakamise, Terasako 2 choume, Soda, Kuninobu 1 choume, Kuninobu 2 choume, Kubo-machi, Shouwa-machi, Oodate-machi, Nishihama, Inaba, Higashi 1 choume, Higashi 2 choume

Recyclable garbage and Large garbage collection day (Collection days are different from regular days in May, November, January and March in some areas.)

Recyclable garbage collection day (is different from regular days)													AREA	LARGE GARBAGE COLLECTION DAY					
Apr	May	Jun	Jul	Aug	Sep	Oct	Nov	Dec	Jan	Feb	Mar	DAY		1st	2nd	3rd	4th	5th	6th
1	12	3	1	5	2	7	4	2	6	3	3	1st Tue	Terasako1,2 choume, Inaba, Higasi1,2 choume	4/25	6/27	8/22	10/24	12/26	2/27
8	13	10	8	12	9	14	11	9	13	10	10	2nd Tue	Misako 1,2,3 choume	4/11	6/13	8/8	10/10	12/12	2/13
15	20	17	15	19	16	21	18	16	20	17	17	3rd Tue	Kanihara1,2 choume, Saiwai-machi	4/18	6/20	8/15	10/17	12/19	2/20
22	27	24	22	26	30	28	25	22	27	24	24	4th Tue	Nishihama, Oodate-machi	4/4	6/6	8/1	10/3	12/5	2/6
2	7	4	2	6	3	1	5	3	7	4	4	1st Wed	Kuninobu 1,2 choume, Sunabashiri, Soda	5/16	7/18	9/19	11/21	1/23	3/19
9	14	11	9	13	10	8	12	10	14	9	11	2nd Wed	Nakamise, Kamiichi, Ichigashira, Ishiharakenei	5/23	7/25	9/26	11/28	1/30	3/27
16	21	18	16	20	17	15	19	17	21	18	18	3rd Wed	Shin-machi, Inari-machi	5/9	7/11	9/12	11/14	1/16	3/13
23	28	25	23	27	24	22	26	24	28	25	25	4th Wed	Narimoto, Ishihara, Une 1 choume (Yamaune)						
3	1	5	3	7	4	2	6	4	8	5	5	1st Thu	Hamakado, Sanyodanchi, part of Misako 1 choume						
10	8	12	10	14	11	9	13	11	15	12	12	2nd Thu	Kubo-machi, Tsukumo-machi, Minami-tsukumo-machi, Myoujin-machi, Minami-myoujin-machi						
17	15	19	17	21	18	16	20	18	22	19	19	3rd Thu	Horikawa-machi, Taishou-machi, Shouwa-machi						
24	22	26	24	28	25	23	27	25	29	26	26	4th Thu	Minamihorikawa-machi,Sakae-machi,Minamitaisho-machi						
4	2	6	4	1	5	3	7	5	9	6	6	1st Fri	Akebono-machi, Minami-shouwa-machi						
11	9	13	11	8	12	10	14	12	16	13	13	2nd Fri	Shouwanaka-machi, Hinode-machi, Une 1,2 choume						
18	16	20	18	15	19	17	21	19	23	20	23	3rd Fri	Minami-saiwai-machi, Tsukimi-machi						
25	23	27	25	22	26	24	28	26	30	27	27	4th Fri	Higashi-shouwa-machi, Minamihon-machi						

Garbage collection schedule for year-end and new year holiday


There are combustible garbage collections on Dec. 29(Mon) in Monday and Thursday collection area/on Dec. 30(Tue) in Tuesday and Friday collection area.

No Collection from Dec. 31(Wed) to Jan.4(Sun). There are regular collections from Jan. 5(Mon)


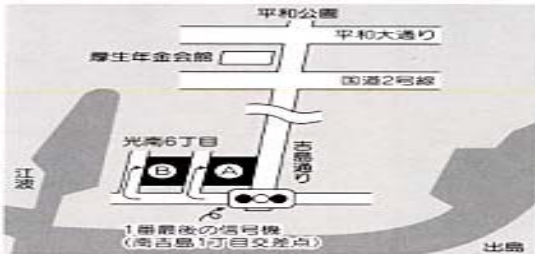
TRANSPORTING GARBAGE BY YOURSELF

REQUIREMENT	KAITA-CHO ENVIROMENT CENTER Tel 823-4601	AKI CLEAN CENTER Tel 885-2538
<p>○ Black bags and paper bags will not be accepted.</p> <p>○ Please take a document to confirm your address.</p> <p>Residents: driver's license, health insurance card, etc.</p> <p>Businesses in the town: business card, automobile inspection card for cars of business use.</p>	<p>○ You can drop off bulky garbage and industrial garbage (excluding industrial waste) yourself.</p> <p>○ Please transport combustible garbage to Aki clean center.</p> <p>○ Please sort out beforehand.</p> <p>Drop-off times: Monday-Friday 9:00-12:00/13:00-16:00 Saturday 9:00-11:30</p> <p>Closed on Sundays and national holidays</p> <p>For information about year-end and new year holiday, please see the December news letter of the town (Koho)</p> 	<p>○ You can drop off large combustible garbage from home and business yourself.</p> <p>Drop-off times: Monday-Friday 8:30-12:00/13:00-16:30, Closed on Saturdays, Sundays, national holidays and year-end and new year holiday (Dec 27-Jan4)</p> 

YOU CAN'T THROW A COMPUTER AT ANY GARBAGE STATIONS (body, keyboard and display)

<ul style="list-style-type: none"> ● Please search the Internet for disposal methods. ① http://www.pc3r.jp ② PC 3R Promotion Center Tel 03-5282-7685 ③ Household (or Office) PC recycling <p>.....Please follow the instruction for further information. (You can throw out printers and other peripheral devices as recyclable garbage.)</p>	 <p>Body, keyboard and display</p>
--	---

5 HOUSEHOLD APPLIANCES SUBJECT TO THE HOUSEHOLD APPLIANCE RECYCLING LAW

Household appliances recycling tickets are needed to dispose air conditioners, televisions, refrigerators, freezers and washing machines.													
RECYCLING TICKET	① When you request collection by store	② When you take the item to the designated drop-off location by yourself	③ When you take the item to the Kaita-cho Environment Center										
<table border="1" style="width: 100%;"> <thead> <tr> <th>ITEM</th> <th>FEE</th> </tr> </thead> <tbody> <tr> <td>Air conditioner</td> <td>3,150yen</td> </tr> <tr> <td>Television</td> <td>2,835yen</td> </tr> <tr> <td>Refrigerator(freezer)</td> <td>4,830yen</td> </tr> <tr> <td>Washing machine</td> <td>2,520yen</td> </tr> </tbody> </table> <p>(120yen postal charge will be added)</p> <p>※ Fees may vary depending on manufacturer. Please check it before purchasing the ticket.</p>	ITEM	FEE	Air conditioner	3,150yen	Television	2,835yen	Refrigerator(freezer)	4,830yen	Washing machine	2,520yen	<p>○ Request collection at the store:</p> <ul style="list-style-type: none"> ・ where you purchased the appliance ・ nearby ・ where you are buying a new appliance <p>○ Pay the fee of recycling ticket and transportation (Fee of the transportation may vary depending on store).</p> 	<p>○ Purchase a recycling ticket at a post office.</p> <p>○ Drop-off locations are specified by the manufacturer.</p> <p>○ Take the item to the drop-off location Ⓐ or Ⓑ specified by the manufacturer.</p> <p>Ⓐ Okayamaken Freight Transportation Co., Ltd. Hiroshima Office Tel:243-8111</p> <p>Ⓑ Seino Transportation Co., Ltd. Hiroshima Office Tel:545-9071</p>  <p>※ Please confirm the attention hours beforehand.</p>	<p>○ Purchase a recycling ticket at a post office.</p> <p>○ Take the item and ticket to the Kaita-cho Environment Center.</p> <p>○ Pay the fee of the transportation (2,500yen) for each item.</p>
ITEM	FEE												
Air conditioner	3,150yen												
Television	2,835yen												
Refrigerator(freezer)	4,830yen												
Washing machine	2,520yen												

SPECIFIED DROP-OFF LOCATIONS ACCORDING TO MANUFACTURES (only major manufacturers are indicated here)

Ⓐ Okayamaken Freight Transportation Co., Ltd. Hiroshima Office	Ⓑ Seino Transportation Co., Ltd. Hiroshima Office
Electrolux, Osaka-gas, Oriondenki, Corona, Daikin, Nihon-Victor, Tokyo-gas, Toshiba, Samsung, Panasonic(Matsushita), etc.	Aiwa, Asco, Hitachi, Sharp, Sawafujidenki, Funaidenki, Toyotomi, NEC, Rinnai, Fujitsu general, Sanyo, Iwatanisangyo, Mitsubishi, Sony, Furuidenki, etc.

NO GARBAGE STATIONS	ITEMS NOT COLLECTED	5 Household appliances	5 Household appliances subject to the Household Appliances Recycling Law (televisions, refrigerators, freezers, washing machines and air conditioners) and personal computers	
		Industrial garbage	Garbage from businesses such as stores, restaurants, barbers and hairdressers, offices, hospitals, factories, etc.	○ Please make it collected by a refuse collection agency licensed by the town. (For more information please contact the environment center)
		Bulky garbage	Garbage that is generated on moving or trimming shrubs and trees Blocks, Earth, Sand, Tatami, etc.	① Combustible garbage should be transported to Aki Clean Center directly. ② Other garbage should be transported to the Environment Center. ※On both case please take your ID such as driver's license to confirm your address.
		Others	 <p>●バイク・スクーター (部品も) ●バッテリー ●農薬・劇薬 ●タイヤ ●ガスボンベ ●自動車部品 ●中身のある塗料缶 ●中身のある消火器 ●建築廃材</p> <p style="text-align: center;">Construction wastes</p>	○ Please consult at the store where they were purchased or the wrecker. ※ Fire extinguisher without contents should be transported yourself. ※ When it has contents please contact: Hiroshima Fire-fighting Equipment Cooperative. Tel: 296-1561 (You need to pay a charge for disposal)